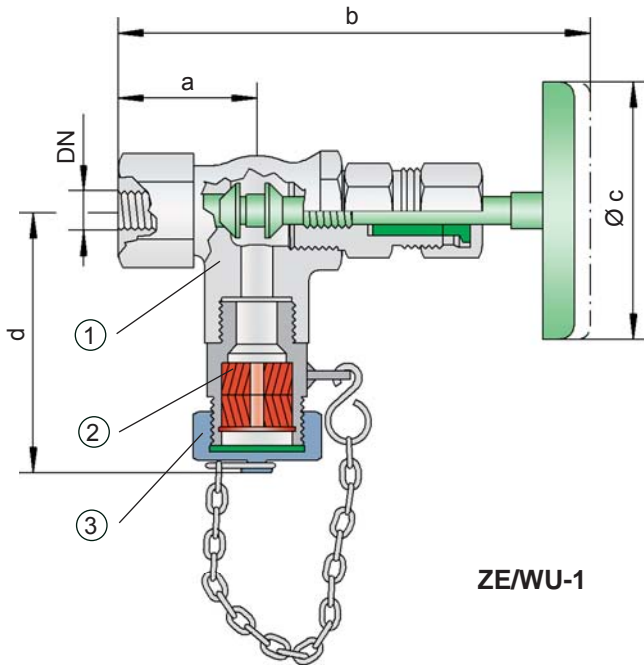




# Sampling and Air Bleed Valve

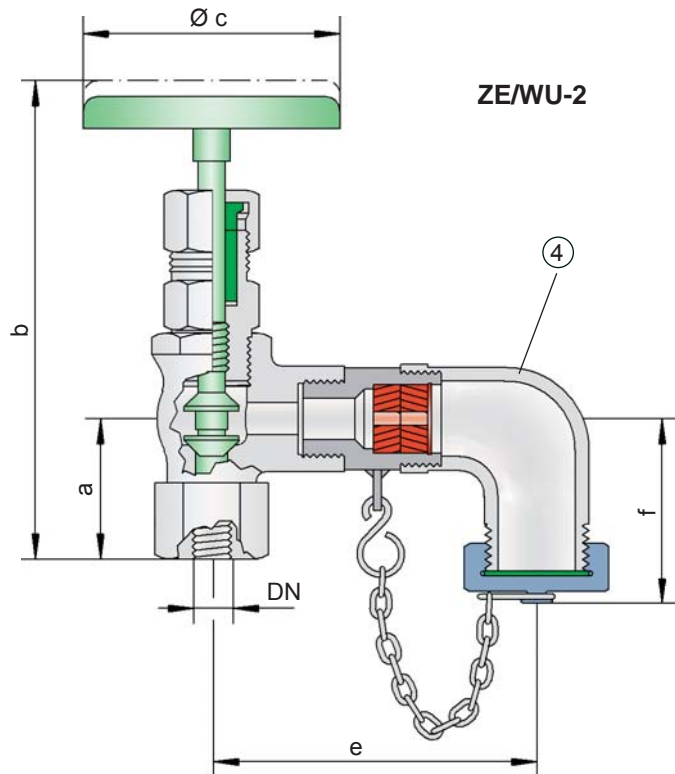
deflagration proof

**PROTEGO® ZE/WU**



**ZE/WU-1**

Standard design up to PN 25



**ZE/WU-2**

## Function and Description

The PROTEGO® ZE/WU sampling and air bleed valve is used for flame transmission proof venting of pipelines and equipment that transports or processes flammable liquids, and for taking liquid samples. The valve incorporates an end-of-line deflagration flame arrester. Should the gas/air mixtures or product vapour/air mixtures ignite during venting, the valve prevents flash back into the system to be protected.

The sampling and air bleed valve PROTEGO® ZE/WU consists of the threaded angle valve in pressure stage PN25 (1) with hand wheel as standard design and female threaded connection (pipe thread G½" up to G1") and the flame arrester (2) with cover (3).

As an optional elbow fitting (4) is available as outlet for sampling. The flame arrester (2) consists of the flame arrester cage with FLAMEFILTER®.

The valve opens manually with the hand wheel. For sampling, a suitable container is required.

The simple and sturdy design makes it suitable for nearly all flammable liquids. This device can be installed in any position.

Flame transmission protection is guaranteed against atmospheric deflagrations of gas/air mixtures or product vapour/air mixtures of explosion groups up to IIB (NEC group D to C) up to a service temperature of +60°C / 140°F and an absolute operating pressure up to 1.1 bar / 15.9 psi.

Type-approved in accordance with the current ATEX Directive and EN ISO 16852 as well as other international standards.

## Designs and Specifications

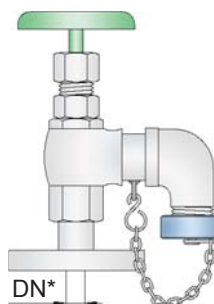
There are two designs available:

Sampling and air bleed valve, standard design **ZE/WU - 1**

Sampling and air bleed valve with elbow **ZE/WU - 2**

Special designs for higher pressures are available

Optionally available with flange connection (see figure)



\* Position of drilling holes on flange connection as well as thickness upon request for size DN15 / ½", DN20 / ¾", DN25 / 1", DN32 / 1¼", DN40 / 1½" and pressure nominal PN25/40 resp. PN100 available.

<b>Table 1: Dimensions</b>		Dimensions in mm / inches				
DN	a	b	Ø c	d	e	f
15 / G½"	40 / 1.57	140 / 5.51	70 / 2.76	80 / 3.15	96 / 3.78	67 / 2.64
20 / G¾"	50 / 1.97	165 / 6.50	85 / 3.35	80 / 3.15	89 / 3.50	67 / 2.64
25 / G1"	65 / 2.56	200 / 7.87	100 / 3.94	95 / 3.74	104 / 4.09	67 / 2.64

<b>Table 2: Explosion group</b>		
MESG	Expl. Gr. (IEC/CEN)	Gas Group (NEC)
≥ 0,50 mm	IIB	B

<b>Table 3: Material</b>	
Design	A
Threaded angle valve	Stainless Steel
Elbow	Stainless Steel
Cover	Stainless Steel
FLAMEFILTER®	Stainless Steel

The valve must be sufficiently resistant to corrosion through the gas/air mixtures or product vapor/air mixtures. This applies mainly to the FLAMEFILTER®.

<b>Table 4: Type of connection</b>	
Pipe thread DIN ISO 228 T1	DIN

